

THE ECOMAP




What is it?

The Eco Map is a simple visual tool used to highlight relationships between a child or adult client, their family, and their social network.

Together, the practitioner and the client map out the key connections between the person and his/her family and environment. Identifying these connections helps to clarify and organize information, highlight the nature of personal relationships, and illustrate services or resources that may be useful or missing. The Eco Map may also highlight activities and interests important to the person.

The Eco Map uses standard symbols to express the nature of the connection between the person receiving services and family members, social supports, professional service providers, and organizations.

How do I create an Eco Map?

- Using the template provided, place the person of focus in the center of the Eco Map.
- Identify the significant relationships between this person and other people, organizations, services, and activities.
- Draw connecting lines that identify the character of the connection/relationship using the following symbols:
 - A solid line is used to indicate a strong and healthy relationship 
 - A broken line represents weaker ties 
 - Arrows can be added at each end of the line to indicate reciprocity of some relationships 
 - A dotted line crossed by multiple hashed lines represents adverse or stressful relationships 